

F – SW1010 User Manual	The Document Version	Pages
	V1.0.0	6



## F – SW1010 User Manual

This user manual applies to the following types of products:

Model
F-SW1010-SF
F-SW1010-8P-SF65W
F-SW1010-8P-SF120W

Add: 11th Floor, A-06 Area, No.370, Chengyi Street, Jimei, Xiamen, Fujian, China.

Tel: +86 592-5907276

Fax: +86 592-5912735

Web: [en.four-faith.com](http://en.four-faith.com)

## Files Revised Record





Date	Version	Remark	Author
2021-02-26	V1.0.0	The initial release	JONAS

## Copyright Declaration

All materials or contents contained in this document are protected by copyright law. All Copyrights are owned by xiamen sixin communication technology co., LTD. Four letter without company's written permission, any person may not be any content in any way on this document copying, distribution, reproduction, connection, transmission, such as the use of any commercial purposes, but for non-commercial purposes, personal use, download or print (on the condition that may not be modified, and shall retain the copyright in the material or other ownership).

## Trademark Statement

Four-faith, four-letter, and, are registered trademarks of xiamen sixin communication technology co., LTD. Without prior written permission, no one shall use the name of sixin

and the trademarks and marks of sixin in any way.    



Note: There may be differences between models of accessories and interfaces, actual products shall prevail.

## Directory

<b>Chapter 1 Product Introduction .....</b>	<b>1</b>
1.1 Product Overview .....	1
1.2 Product Features .....	1
1.3 Product Specifications .....	2
1.4 Product Appearance .....	3
<b>Chapter 2 Installation of Device .....</b>	<b>4</b>
2.1 Overview.....	4
2.2 Packing List .....	4
2.3 Installation and Cable Connection .....	4
2.4 Power Supply Description.....	5
2.5 Interfaces Description .....	6

# Chapter 1 Product Introduction

## 1.1 Product Overview

F-SW1010 is an industrial-grade 10-port Ethernet switch with eight 10/100M Ethernet ports, one Gigabit Ethernet port, and one Gigabit optical port. F-SW1010 can achieve the interconnection between multiple servers, repeaters, hubs, and terminal devices, providing long-distance and power supply (POE version only) transmission.

The product has been widely used in the Internet of things industry chain of M2M industry, such as self-service terminals, smart grid, smart transportation, smart home, financial, mobile POS terminals, supply chain automation, industrial automation, intelligent buildings, fire control, public security, environmental protection, meteorology, digital medical treatment, telemetry, military, space exploration, agriculture, forestry, water, coal, petrochemical, and other fields.

## 1.2 Product Features

- ◆ 8 x 10/100M adaptive ethernet ports, support auto MDI/MDI-X, PoE (optional)
- ◆ 1 x 1000M Base SFP slot
- ◆ 1 x 10/100/1000M Base-T Ethernet Port
- ◆ High-speed forwarding ensure data transferred in real-time without blocked
- ◆ Support IEEE 802.3/802.3U/802.3x flow control
- ◆ IP40, metal casing, support DIN-Rail mounting
- ◆ Support -40~75°C temperature range full load operation

## 1.3 Product Specifications

<b>Standard</b>	
<b>Ethernet Standard</b>	IEEE802.3 (10 Base-T) IEEE802.3u (100Base-TX &100Base-FX) IEEE802.3z (1000Base-TX&1000Base-X) IEEE802.3x (flow control)
<b>Interface</b>	
<b>SFP Slot</b>	Number:1 Type: SFP (LC single/dual optional) Rate: 1000 Base-X
<b>1000M Ethernet Port</b>	Number:1 Type: RJ45 Rate: 10/100/1000 Adaptive
<b>Power</b>	5.08mm Terminal Block Interface
<b>Transmission Distance</b>	
<b>Ethernet Cable</b>	100m (Standard CAT5/CAT5e)
<b>Fiber</b>	Support single/dual mode fiber. Dual : 550m, Single: 20/40/60/80/100km
<b>Characters</b>	
<b>Application Level</b>	2
<b>Processing Type</b>	Store-and-forward
<b>Backplane Bandwidth</b>	3.6 Gbps
<b>Packet Forwarding Rate</b>	2.68 Gbps
<b>Mac Table Size</b>	2K
<b>Power</b>	
<b>Input Power</b>	DC 3-36V, 40-60V (PoE Version)
<b>Consumption</b>	<5W, PoE Version<120W
<b>Interface</b>	5.08mm terminal block interface with overload current and reverse polarity protection
<b>Operating Environment</b>	
<b>Operating Temperature</b>	-40°C-75°C
<b>Humidity</b>	0-90% (Non-condensing)

Others	
IP Rating	IP40
Cooling Method	Fanless Cooling Method
Weight	520g/610g (PoE Version)
Dimension	134.8*115.7*45mm
Warranty	1 Years

## 1.4 Product Appearance





## Chapter 2 Installation of Device

### 2.1 Overview

Switches must be installed correctly to achieve the designed function. Users must under the qualified engineer approved by the Four-Faith to do the installation.

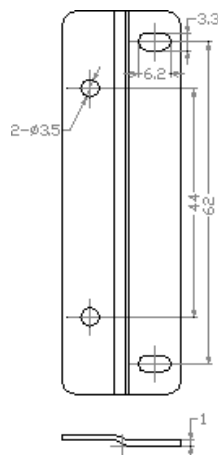
**Note: Do not install switch with power.**

### 2.2 Package List

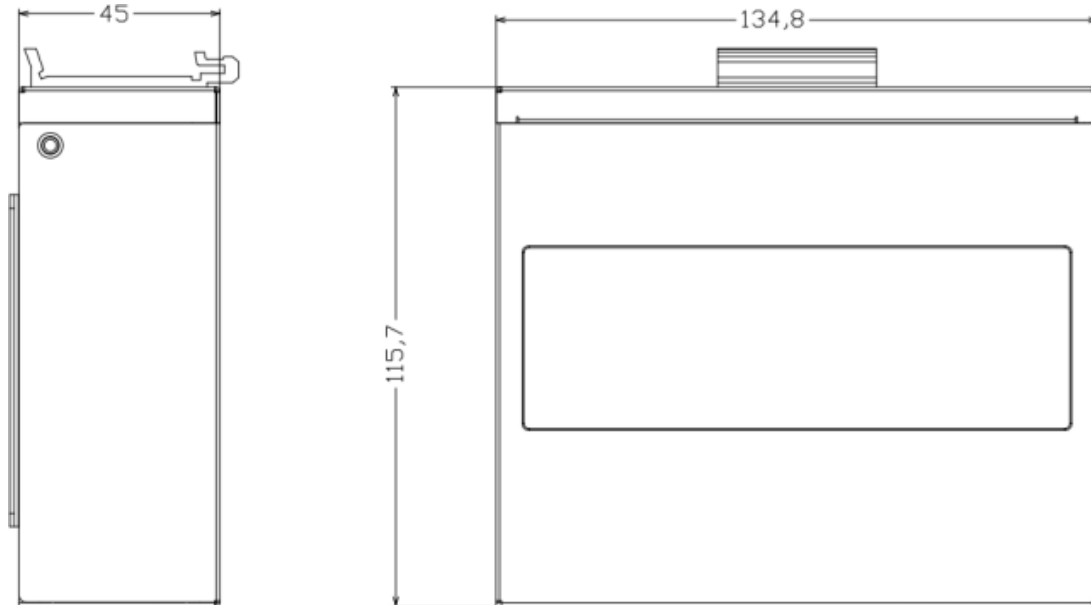
Name	Number	Remark
Switch	1	
Guide Rail Fastener	1	
Stator	1	Optional
Power Supply	1	
User Manual	1	
Qualification Certificate	1	
Warranty Card	1	

### 2.3 Installation and Cable Connection

**Stator Dimension:**



**Switch Dimension:**



Note: The screw of the switch installed with the fixing plate is M3, and the depth of the screw locking into the switch is 3-4mm.

**2.4 Power Supply Description**

Switches are usually used in complex external environments. To adapt to the complex environment application and improve the working stability of the system, the switch uses advanced power technology. A standard 48V DC/2.5A power adapter is available to supply power to the switch. The standard 48V DC/2.5A power supply is recommended.

## 2.5 Interfaces Description

